



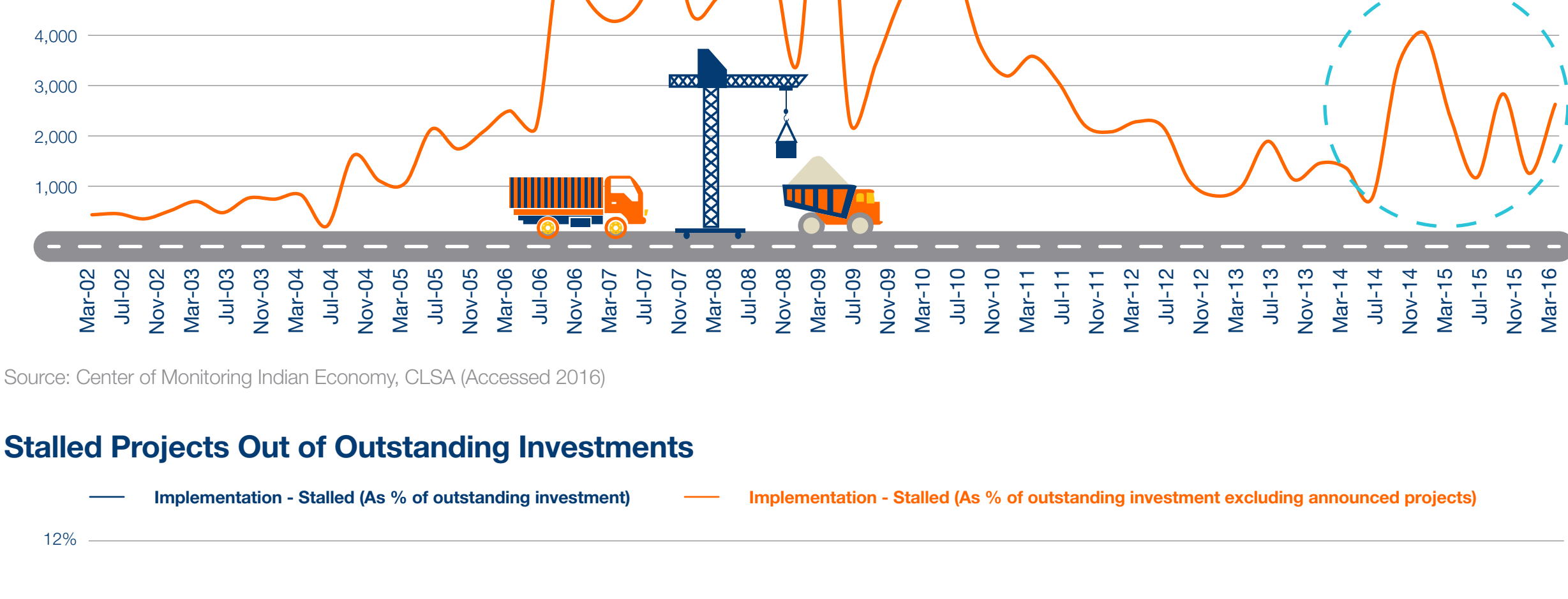
Are You Invested in Asia?

Indian Infrastructure: Roads, Rails, and Ports
Infrastructure as an Economic Multiplier
Private and Public Projects
Indian Infrastructure Investment Levels
Roads, Railways, and Ports

Infrastructure as an Economic Multiplier

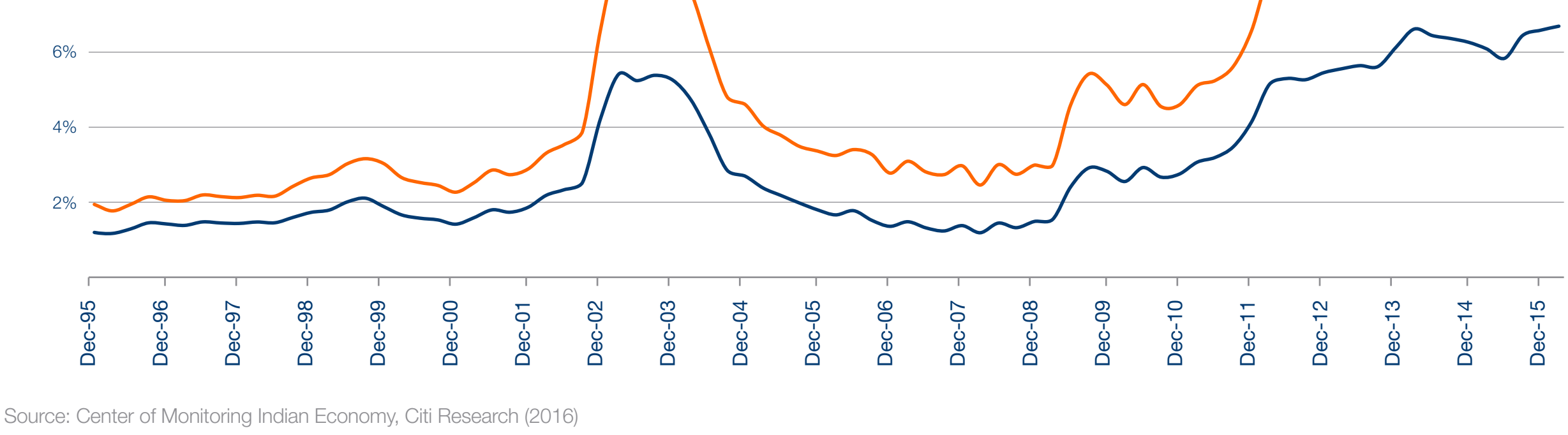
- Roads and railways are among the investments offering the highest gross domestic product (GDP) multipliers, often receiving priority status from the public purse.
- There has been a recent lift in infrastructure projects following the inauguration of Modi's government, though over-aggressive biddings have raised the number of stalled projects.

Indian Infrastructure Projects Announced Per Quarter



Source: Center of Monitoring Indian Economy, CLSA (Accessed 2016)

Stalled Projects Out of Outstanding Investments

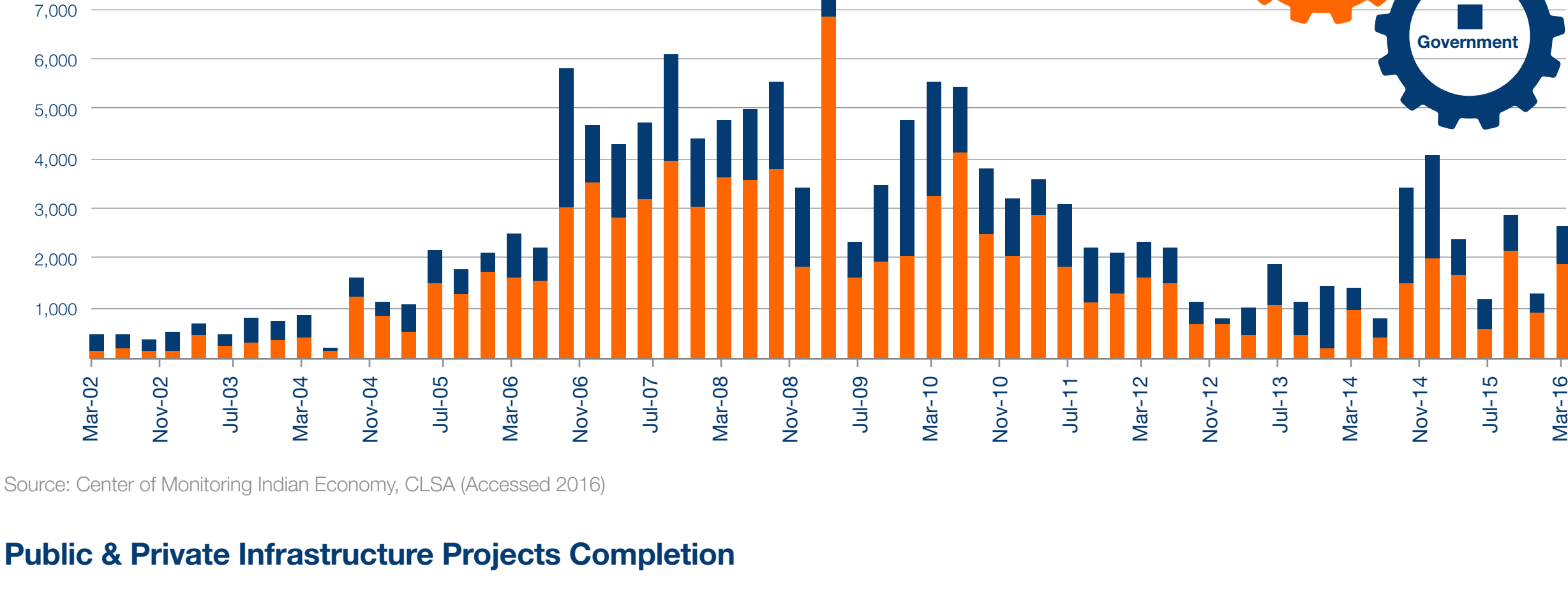


Source: Center of Monitoring Indian Economy, Citi Research (2016)

Private and Public Projects

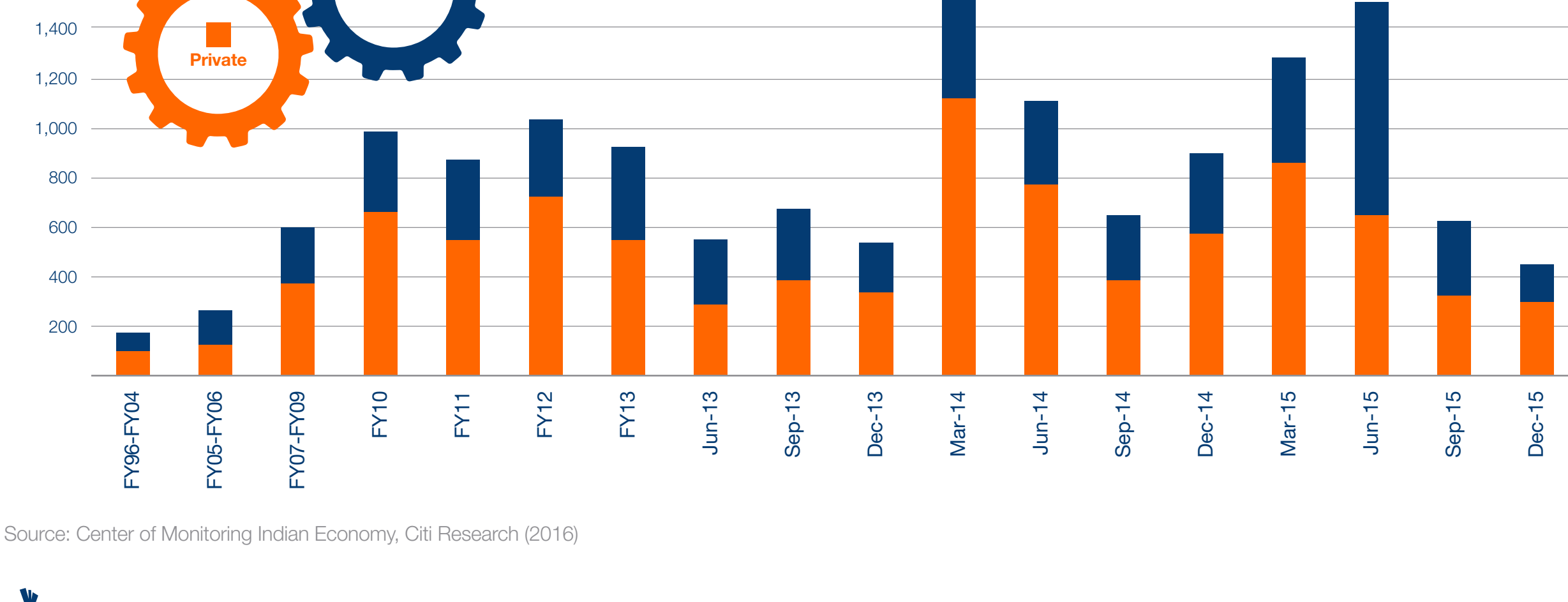
- Private participation is key to revival in infrastructure development.
- Project completion is largely tilted towards private players.

Public & Private Infrastructure Ownership Mix



Source: Center of Monitoring Indian Economy, CLSA (Accessed 2016)

Public & Private Infrastructure Projects Completion

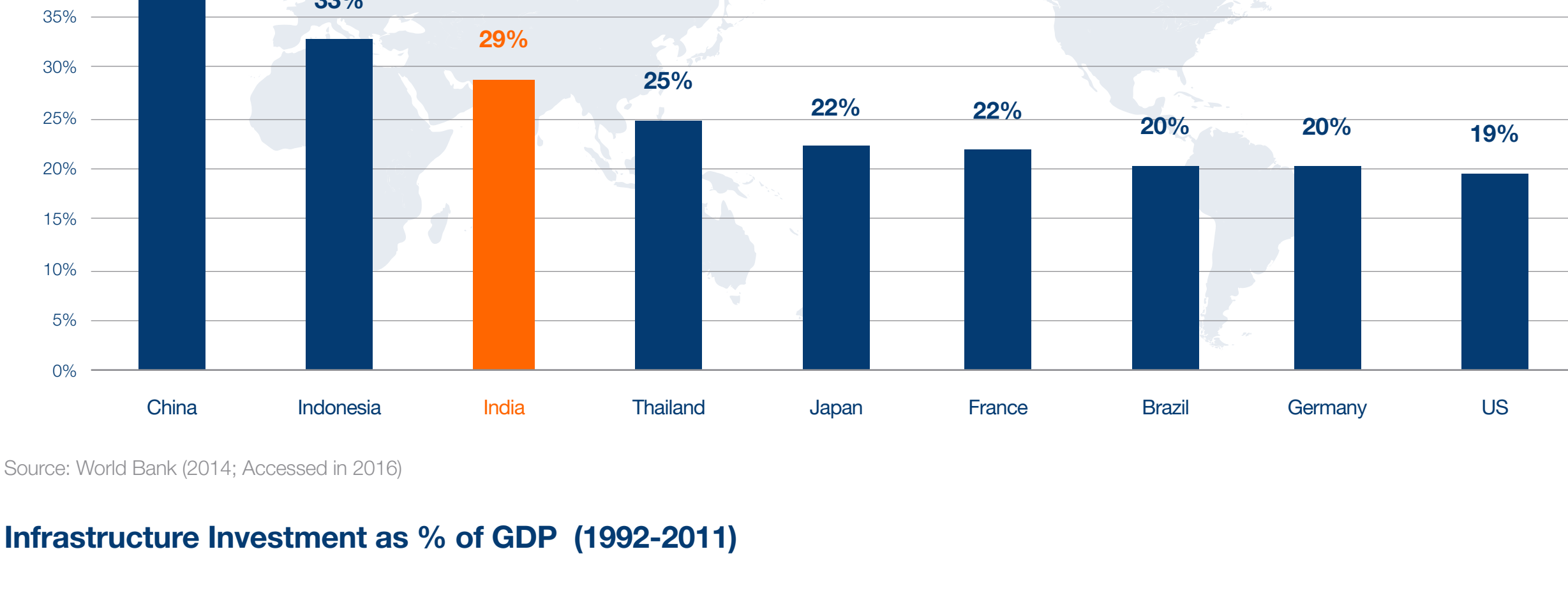


Source: Center of Monitoring Indian Economy, Citi Research (2016)

Indian Infrastructure Investment Levels

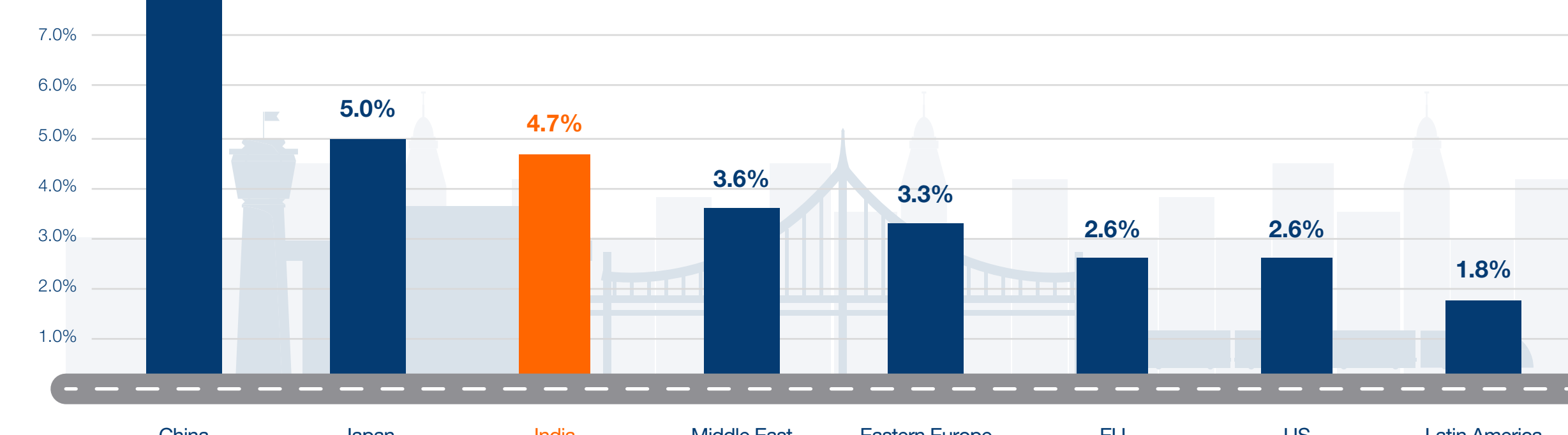
- Gross fixed capital formation as a share of GDP in India is noticeably lower versus China, in terms of investment spending and compared to the economy.
- This lower base implies a healthy wider margin for added investments in infrastructure.

Gross Fixed Capital Formation (% of GDP)



Source: World Bank (2014; Accessed in 2016)

Infrastructure Investment as % of GDP (1992-2011)

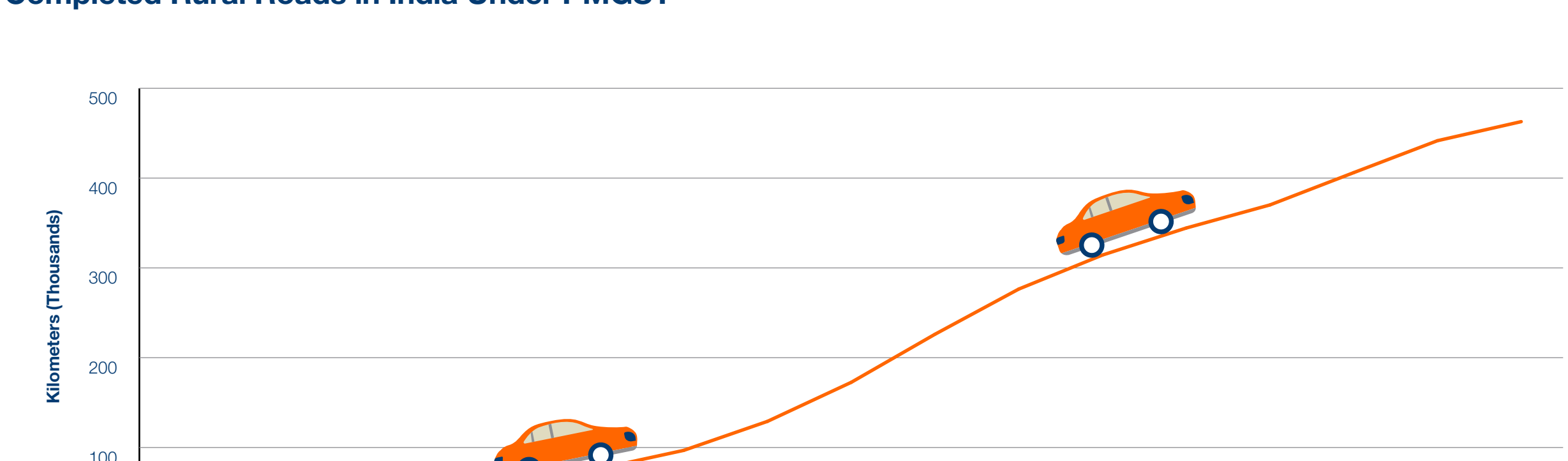


Source: HIS, Global Insight, GWI, IEA, ITF (1992-2011; Accessed 2016)

Roads

- Roads carry around two-thirds of freight in the country, serving as the cornerstone of transport in the country.¹
- India features the world's second largest road network with over 5 million kilometers of road in total, where national highways carry an outsized share of traffic.²

Completed Rural Roads in India Under PMGSY



Source: Pradhan Mantri Gram Sadak Yojana, Ministry of Rural Development, Mirae Asset Global Investments (April 2016)

1, 2: Ministry of Road Transport and Highways, Citi Research (November 2015)

Road Project Order Flows

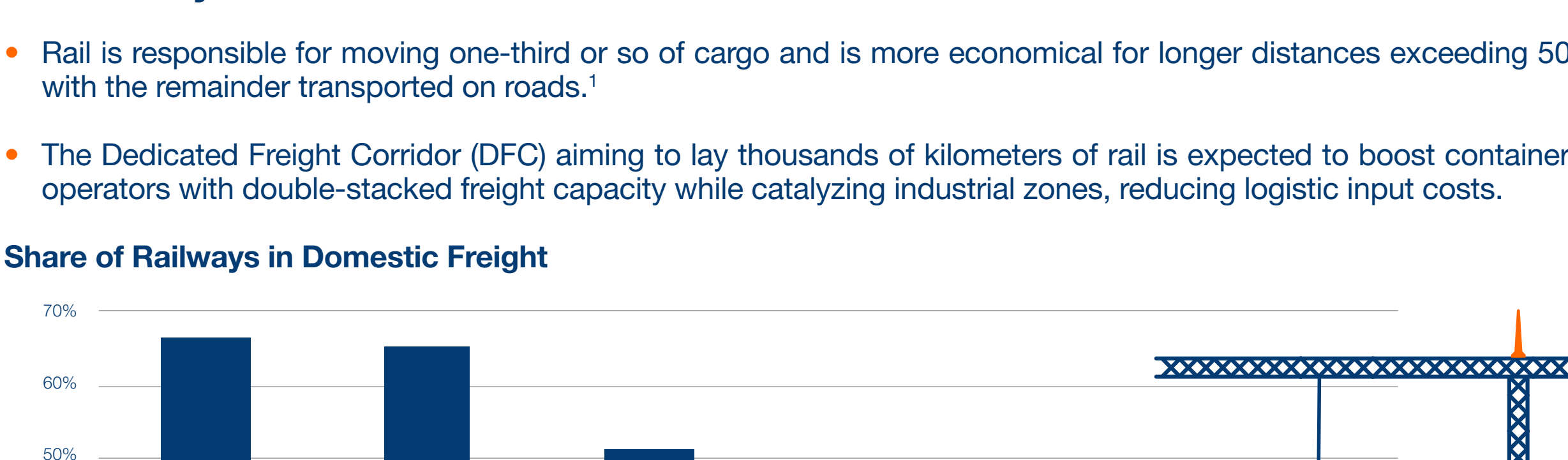


Source: BofA Merrill Lynch (January 2016)

Railways

- Rail is responsible for moving one-third or so of cargo and is more economical for longer distances exceeding 500km, with the remainder transported on roads.¹
- The Dedicated Freight Corridor (DFC) aiming to lay thousands of kilometers of rail is expected to boost container train operations with double-stacked freight capacity while catalyzing industrial zones, reducing logistic input costs.

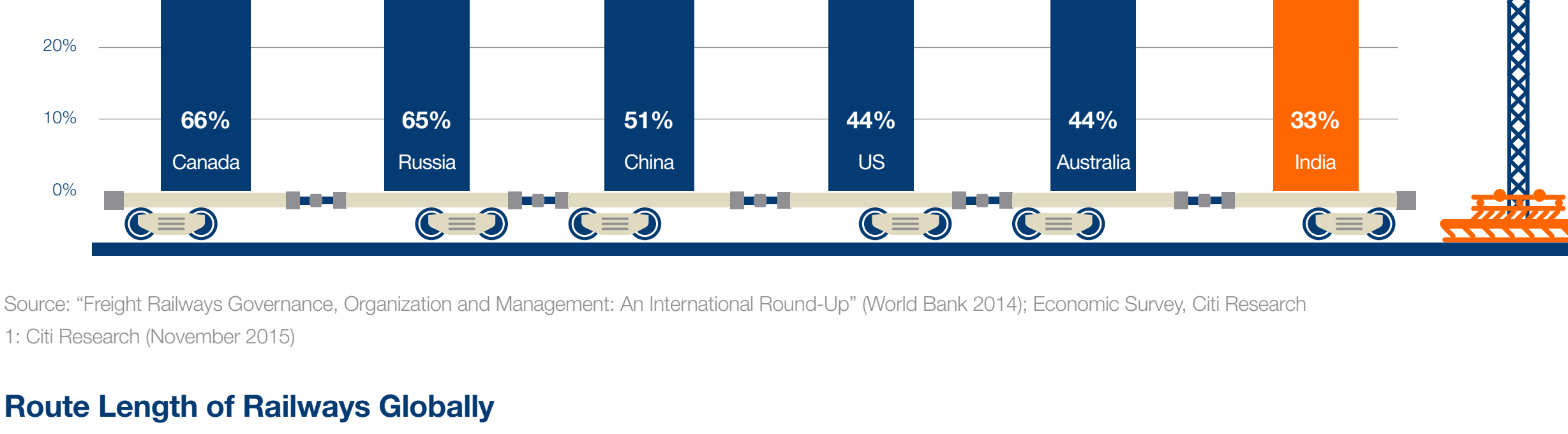
Share of Railways in Domestic Freight



Source: "Freight Railways Governance, Organization and Management: An International Round-Up" (World Bank 2014); Economic Survey, Citi Research

1: Citi Research (November 2015)

Route Length of Railways Globally



Source: International Union of Railways, Ministry of Railways, Citi Research (2016)

Ports

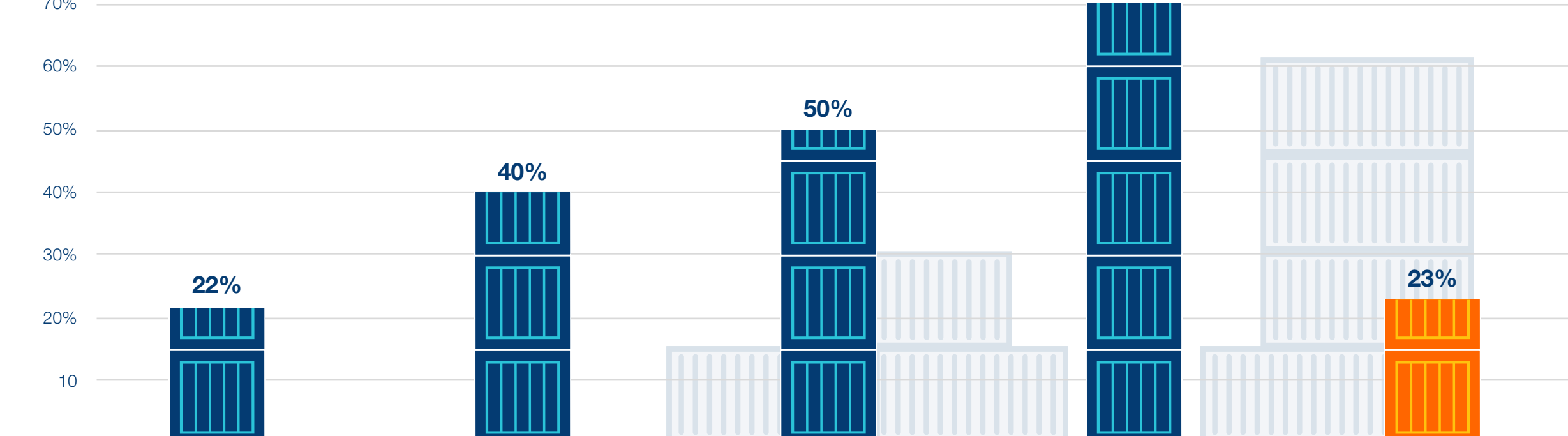
- India's containerization level is around the global average in 1980, suggesting meaningful maturation potential.
- Remarkably, India's total container traffic is less than China's 6th largest port at Tianjin.

Container Traffic % of Total Port Cargo



Source: World Shipping Council, Ministry of Shipping (Accessed 2016)

Global Top 10 Port Container Traffic



Source: World Shipping Council, Ministry of Shipping (2012; Accessed 2016)

Disclaimer

This document has been prepared for presentation, illustration and discussion purpose only and is not legally binding. Whilst compiled from sources Mirae Asset Global Investments believes to be accurate, no representation, warranty, assurance or implication to the accuracy, completeness or adequacy of any kind is made. The division, group, subsidiary or affiliate of Mirae Asset Global Investments which produced this document shall not be liable to the recipient or controlling shareholders of the recipient resulting from its use. The views and information discussed or referred in this report are as of the date of publication, are subject to change and may not reflect the current views of the writer(s). The views expressed represent an assessment of market conditions at a specific point in time, are to be treated as opinions only and should not be relied upon as investment advice regarding a particular investment or markets in general. In addition, the opinions expressed are those of the writer(s) and may differ from those of other Mirae Asset Global Investments' investment professionals.

The provision of this document shall not be deemed as constituting any offer, acceptance, or promise of any further contract or amendment to any contract which may exist between the parties. It should not be distributed to any other party except with the written consent of Mirae Asset Global Investments. Nothing herein contained shall be construed as granting the recipient whether directly or indirectly or by implication, any license or right, under any copy right or intellectual property rights to use the information herein. This document may include reference data from third-party sources and Mirae Asset Global Investments has not conducted any audit, validation, or verification of such data. Mirae Asset Global Investments accepts no liability for any loss or damage of any kind resulting out of the unauthorized use of this document. Investment involves risk. Past performance figures are not indicative of future performance. Forward-looking statements are not guarantees of performance. The information presented is not intended to provide specific investment advice. Please carefully read through the offering documents and seek independent professional advice before you make any investment decision. Products, services, and information may not be available in your jurisdiction and may be offered by affiliates, subsidiaries, and/or distributors of Mirae Asset Global Investments as stipulated by local laws and regulations. Please consult with your professional adviser for further information on the availability of products and services within your jurisdiction.

Hong Kong: Before making any investment decision to invest in the Fund, investors should read the Fund's Prospectus and the Information for Hong Kong Investors of the Fund for details and the risk factors. Investors should ensure they fully understand the risks associated with the Fund and should also consider their own investment objective and risk tolerance level. Investors are also advised to seek independent professional advice before making any investment. This document is issued by Mirae Asset Global Investments and has not been reviewed by the Hong Kong Securities and Futures Commission.

United Kingdom: This document does not explain all the risks involved in investing in the Fund and therefore you should ensure that you read the Prospectus and the Key Investor Information Documents ("KIID") which contain further information including the applicable risk warnings. The taxation position affecting UK investors is outlined in the Prospectus. The Prospectus and KIID for the Fund are available free of charge from <http://investments.miraeasset.eu>, or from Mirae Asset Global Investments (UK) Ltd., 4th Floor, 4-6 Royal Exchange Buildings, London EC3V 3NL, United Kingdom, telephone +44 (0)20 7715 9900.

This document has been approved for issue in the United Kingdom by Mirae Asset Global Investments (UK) Ltd, a company incorporated in England & Wales with registered number 06044802, and having its registered office at 4th Floor, 4-6 Royal Exchange Buildings, London EC3V 3NL, United Kingdom. Mirae Asset Global Investments (UK) Ltd. is authorized and regulated by the Financial Conduct Authority with firm reference number 467535.

United States: An investor should consider the Fund's investment objectives, risks, charges and expenses carefully before investing. This and other important information about the investment company can be found in the Fund's prospectus. To obtain a prospectus, contact your financial advisor or call (888) 335-3417. Please read the prospectus carefully before investing.

India: Mutual Fund investments are subject to market risks, read all scheme related documents carefully.