

MIRAE ASSET LENS ISSUE 6 Part 3

Asian Financials: A Tough Operating Environment

In this Issue

Part I. China Embraces O2O

Part II. China Healthcare Space

Part III. Asian Financials

Contributors

Mirae Asset Global Investments
(Hong Kong) Limited
Asia Pacific Investment/Research Team

Rahul Chadha
Co-Chief Investment Officer

Ashley Hsu
Senior Investment Analyst

Saniel Chadrawat
Senior Investment Analyst

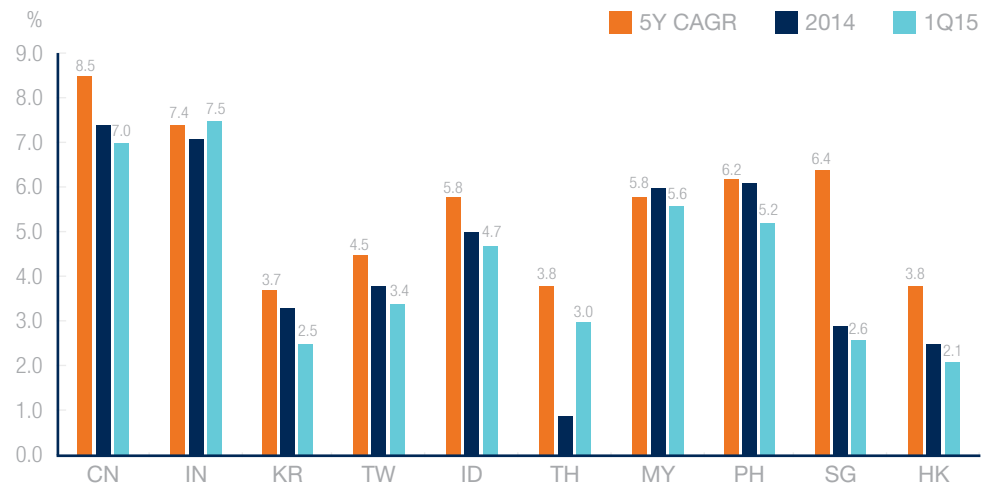
Vineet Thodge
Senior Investment Analyst

**Asian Financials:
A Tough Operating Environment**

As economic activity shows signs of slowing down across Asia, central banks are seeking alternative measures to stimulate consumption and reverse indications of lagging investment growth. According to analysts, the slowdown in real GDP growth masks an even sharper slowdown in nominal GDP growth. While consumption has abated, fixed investment growth continues to worsen, posing further risk to both foreign and domestic markets.

Real GDP Growth in Asia

Source: CEIC, Credit Suisse, Mirae Asset Global Investments (June 2015)



Growth is slumping across the region on slower demand and consumption.

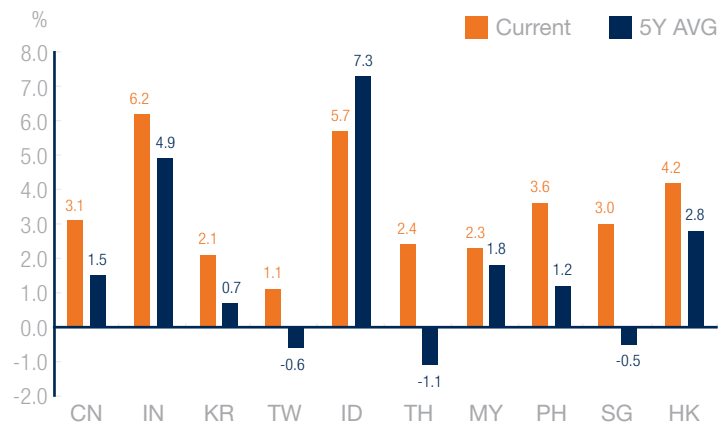


Asia Braces for Disinflation

Headline consumer price indices are dropping across Asia and though the majority remain in positive territory, the producer price index has been negative in all countries except Indonesia, which has persistently gained over the past year in particular, while China has trended downward over the past three years. As a result, in the first quarter of 2015, the GDP deflator (an overall measure of inflation) was negative in four of the ten Asian countries.

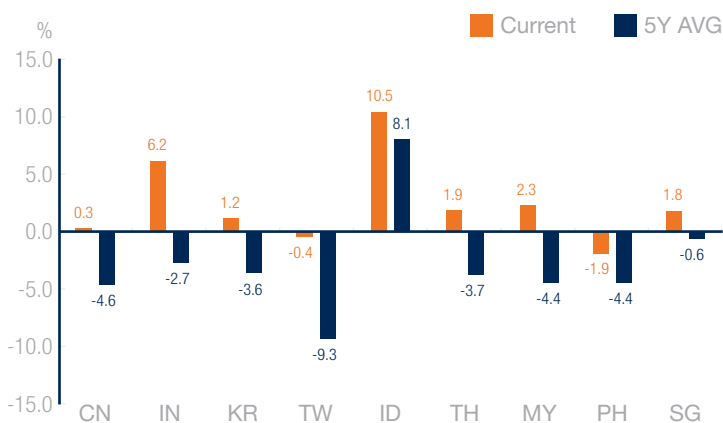
Consumer Price Index (CPI)

Source: CEIC, Mirae Asset Global Investments (June 2015)



Producer Price Index (PPI)

Source: CEIC, Mirae Asset Global Investments (June 2015)



Consumer inflation is trending lower, adversely affecting producer prices in all countries in the region (ex-Indonesia).

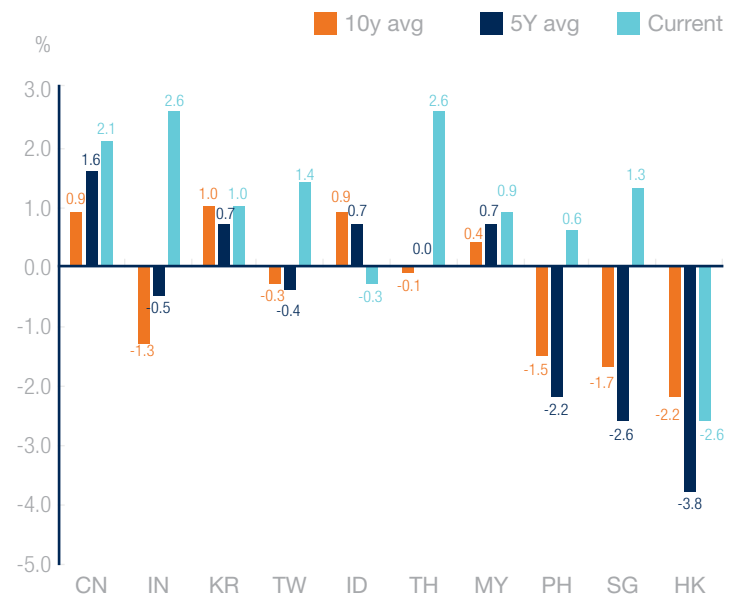
Additionally corporate sector sales and profit growth remain under pressure as deflation persists. Corporates account for more than two-thirds of total loans across Asia, representing a key driver for credit growth as well as asset quality risks for the banking sector. Such deflationary pressures are weighing heavily on the real interest cost for corporates and households alike, presenting further obstacles toward economic growth.

Although some of the central banks in the region have cut policy rates, inflation has been falling more sharply, thereby leading to rising real interest rates. As it stands, Asian central banks appear reluctant to trim rates ahead of the US Fed rate hike cycle.

Asia Real Policy Rates*

Source: CEIC, Mirae Asset Global Investments (June 2015)

* Real policy rates are defined as nominal 3M interbank rates less concurrent inflation



Real rates have moved up across Asia, inflation has dropped more pronouncedly, for rising real interest rates.



Implications for the Financial Sector

Macro-economic factors affect all key earnings' drivers of banks, hence the importance of the broader macro environment for the financial sector. Nominal GDP growth underpins demand for loans, while interest rates impact banks' net interest margins and deposit inflows. Real interest rates determine the interest burden on corporates, translating into the asset quality for banks.

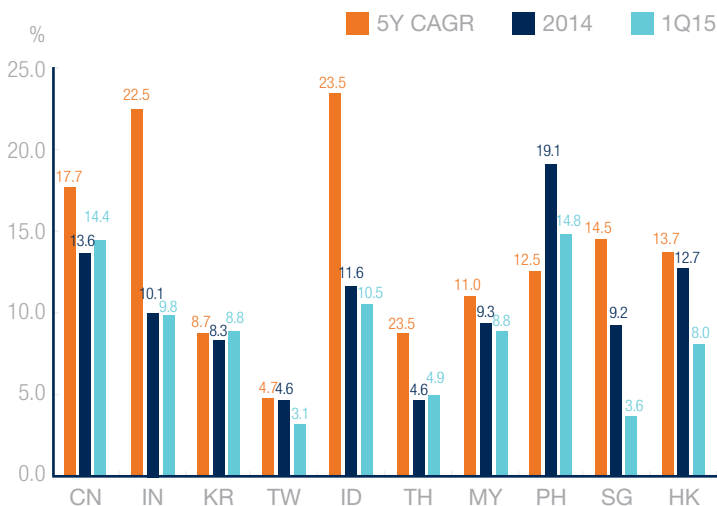
We are now seeing a slump in domestic demand across the region, with loan growth at the lowest levels since 2009. The slowdown in credit stems from weaker corporate demand reflecting a pause in the investment cycle (as seen in the slower growth in gross fixed capital formation). The investment cycle slowdown is largely triggered by overcapacity in China, and various other factors, including lower capacity utilization and policy bottlenecks. Private corporate capex is expected to remain sluggish due to both weak incentives for corporates to invest and constraints affecting their ability to invest.

With slower growth – owing to scarce demand with capital abundance thanks to easing by central banks – and lower inflation leading to even lower nominal GDP growth, loan demand has dropped sharply across all countries. Furthermore, rising real interest rates have put pressure on the corporate sector, which account for two-thirds of bank loan books. In such an environment, investors would prefer countries where monetary easing will have the ability to deliver a boost to domestic demand coupled with low credit penetration and favorable demographics, particularly apparent in India, Indonesia, and the Philippines.

“ Investors would prefer countries where monetary easing will have the ability to deliver a boost to domestic demand coupled with low credit penetration and favorable demographics, particularly apparent in India, Indonesia, and the Philippines. ”

Banking System Loan Growth Across Asia

Source: CEIC, Mirae Asset Global Investments (June 2015)



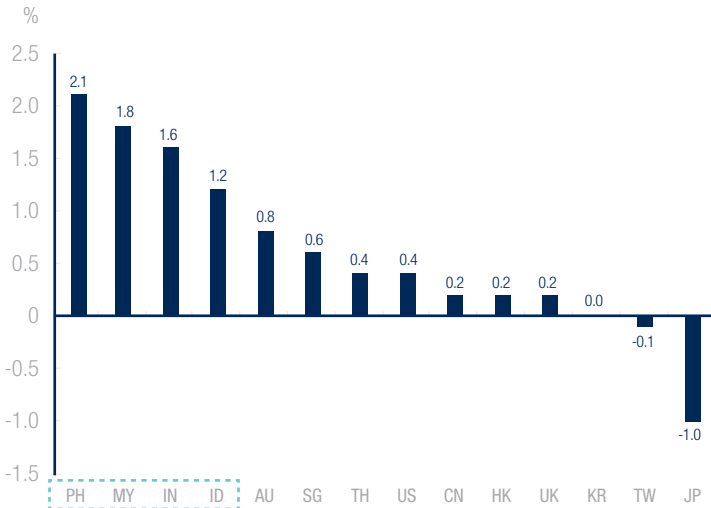
Credit growth is decelerating on the back of a reduction in capital expenditures and investment.

Attractive demographics alongside strong labor population growth, if tapped well, can lead to a durable growth potential. Once more, countries that stand out based on these characteristics include India, Indonesia, and the Philippines. Penetration levels remain low in these three countries (particularly consumer credit) offering an attractive growth opportunity for banks with a significant presence in these segments.



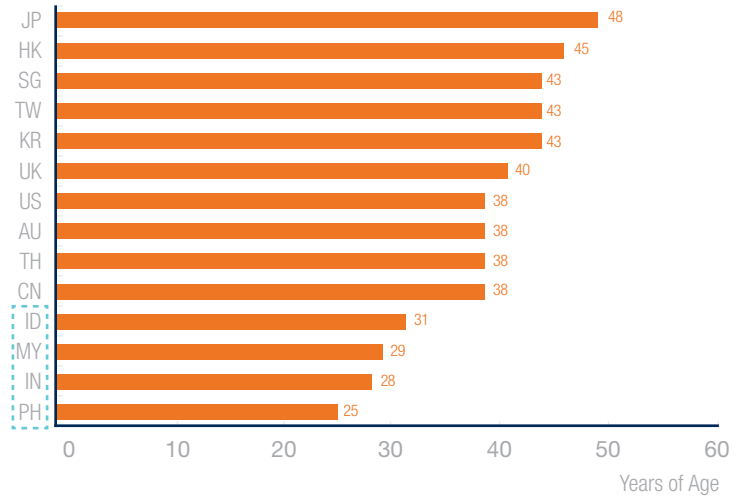
Labour Population Growth CAGR (2010-2020)

Source: UN, Department of Social Economic and Social Affairs, World Population Prospects (2012 Revision); Mirae Asset Global Investments (June 2015)



Median Age (2020 Estimated)

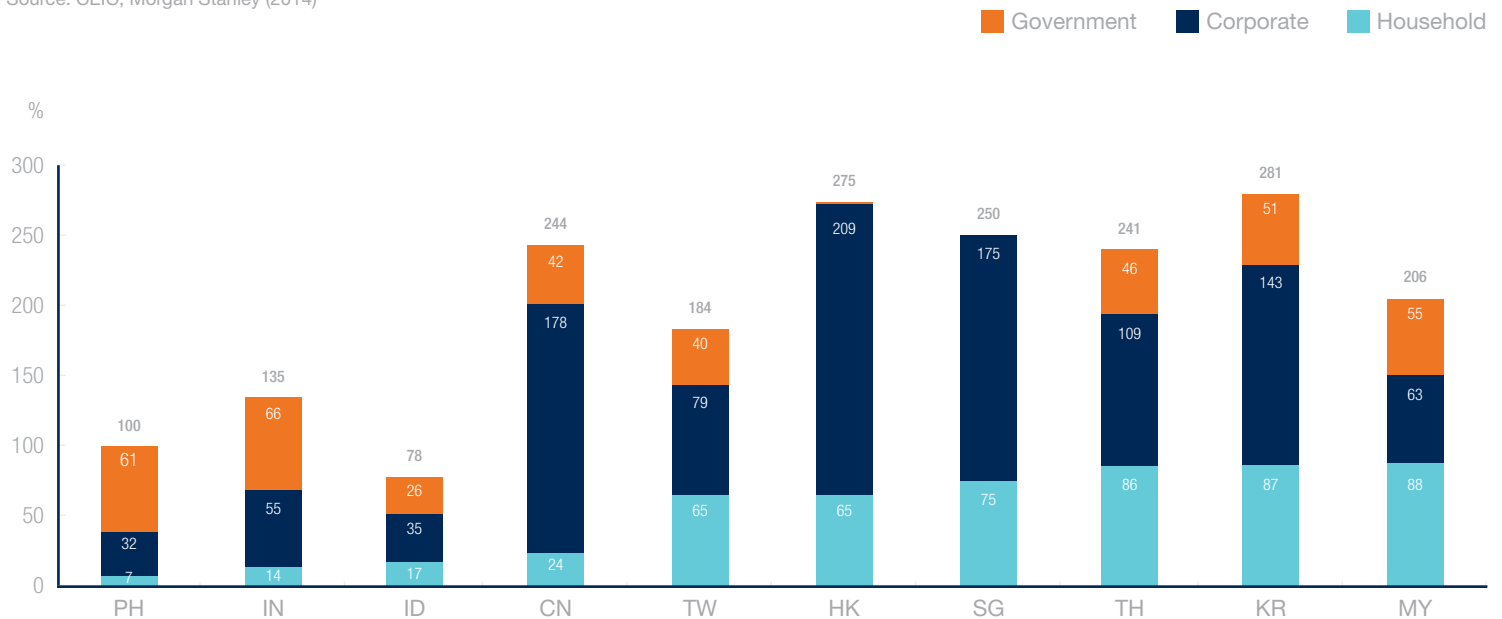
Source: UN, Department of Social Economic and Social Affairs, World Population Prospects (2012 Revision); Mirae Asset Global Investments (June 2015)



Asia boasts preferential demographics, with labour pool growth and a low median age, particularly in the Philippines, India, and Indonesia.

Credit Penetration by Segment (as a % of GDP)

Source: CEIC, Morgan Stanley (2014)



The Asian consumer remains unlevered, presenting retail banks with considerable opportunity for growth.



Asia's Reduced Financial Contagion Risks

Asia's emerging markets continue to benefit from liquidity-easing measures stemming from 2009 as credit penetration has increased over the last five years. Concern has centered on countries running twin deficits in their government budget and current accounts, such as Indonesia, India to some extent, and much of ASEAN. However, such vulnerabilities have eased since the taper talks began in mid-2013, and most of the countries – alongside their asset classes – have somewhat corrected themselves. This gives us confidence that we would not see a repeat of the “taper tantrum” prevalent during mid-2013, brought

on by statements surrounding Fed tapering. Despite this, it may be too soon to rule out short-term volatility when US interest rates eventually start rising.

“Vulnerabilities have eased since the taper talks began in mid-2013, and most of the countries – alongside their asset classes – have somewhat corrected themselves.”

Asia Country Scorecard: Current vs. 2013 Taper Tantrum

Source: UBS, Mirae Asset Global Investments (June 2015)

	Bond Yield Spread vs. US Treasury Bill			Forward P/E			Exchange Rate (vs. USD)			Current Account (% of GDP)			FX reserves (US\$ bn)		
	Current	Apr-13	Difference	Current	Apr-13	Change (%)	Current	Apr-13	Change (%)	Current	Apr-13	Difference	Current	Apr-13	Change (%)
China	114	182	-68	12.3	8.8	39.8	6.2	6.2	-0.5	2.5	1.5	1.0	3,730	3,534	5.5
Hong Kong	-84	-82	-2	16.7	14.9	12.1	7.8	7.8	0.1	1.5	1.5	0.0	345	307	12.4
India	569	606	-37	16.9	13.5	25.2	63.6	53.8	-15.4	0.5	-1.7	2.2	353	296	19.3
Indonesia	600	383	217	14.7	15.1	-2.6	13,122	9,734	-26	-2.2	-3.2	1.0	105	101	4.0
Korea	34	110	-76	10.2	7.9	29.1	1,094	1,101	1	9.3	6.2	3.1	372	329	13.1
Malaysia	165	170	-5	16.0	14.6	9.6	3.6	3.0	-15.5	-0.5	4.0	-4.5	102	136	-25.0
Philippines	181	181	0	19.9	20.5	-2.9	44.5	41.2	-7.4	5.8	3.5	2.3	71	72	-1.4
Singapore	19	-30	49	13.9	14.1	-1.4	1.3	1.2	-7.6	22.5	17.9	4.6	246	259	-5.0
Taiwan	-65	-46	-19	13.2	14.1	-6.4	30.6	29.5	-3.3	14.5	10.8	3.7	419	405	3.5
Thailand	62	172	-110	13.9	12.3	13.0	33.4	29.3	-12.2	4.0	-1.0	5.0	153	169	-9.5
Japan	-181	-106	-75	15.7	15.1	4.0	121.0	97.6	-19.3	1.5	0.7	0.8	1,193	1,189	0.3
Australia	75	142	-67	16.7	14.2	17.6	1.3	1.0	-23.7	-3.5	-3.3	-0.2	46	41	12.2
US				17.6	14.0	25.7				-1.6	-2.4	0.8	40	48	-16.7

The Taper Tantrum in the summer of 2013 served as a wake-up call, reducing vulnerabilities in ASEAN.



Global Offices

Mirae Asset Global Investments

East Tower 26F, Mirae Asset CENTER1 Bldg,
67, Suha-dong, Jung-gu,
Seoul, Korea (100-210)
Tel.+82-2-3774-8200

Mirae Asset Global Investments (HK)

Level 15, Three Pacific Place, 1 Queen's
Road East, Hong Kong, HK
Tel.+852-2295-1500

Mirae Asset Global Investments (UK)

4-6 Royal Exchange Buildings,
London, EC3V 3NL, United Kingdom
Tel. +44-20-7715-9900

Mirae Asset Global Investments (USA)

1350 Avenue of the Americas,
33rd Floor, New York, NY, 10019, USA
Tel. +1-212-205-8300

Mirae Asset Global Investments (Taiwan)

6F, NO. 42, Sec.2 Zhongshan N. Rd.,
Taipei City 10445, Taiwan (R.O.C)
Tel. +886-2-7725-7555

Mirae Asset Global Investments (India)

Unit No. 606, 6th Floor, Windsor Building
Off. C.S.T Road, Vidyanagari Marg.
Kalina, Sanatacruz (East), Mumbai
400 098, India
Tel. +91-22-6780-0300

Mirae Asset Global Investments (Brazil)

Rua Olimpiadas, 194/200,
12 Andar, CJ 121, Vila Olímpia
São Paulo, CEP 04551-000, Brazil
Tel: +55-11-2608-8500

Disclaimer

This document has been prepared for presentation, illustration and discussion purpose only and is not legally binding. Whilst compiled from sources Mirae Asset Global Investments believes to be accurate, no representation, warranty, assurance or implication to the accuracy, completeness or adequacy from defect of any kind is made. The division, group, subsidiary or affiliate of Mirae Asset Global Investments which produced this document shall not be liable to the recipient or controlling shareholders of the recipient resulting from its use. The views and information discussed or referred in this report are as of the date of publication, are subject to change and may not reflect the current views of the writer(s). The views expressed represent an assessment of market conditions at a specific point in time, are to be treated as opinions only and should not be relied upon as investment advice regarding a particular investment or markets in general. In addition, the opinions expressed are those of the writer(s) and may differ from those of other Mirae Asset Global Investments' investment professionals.

The provision of this document shall not be deemed as constituting any offer, acceptance, or promise of any further contract or amendment to any contract which may exist between the parties. It should not be distributed to any other party except with the written consent of Mirae Asset Global Investments. Nothing herein contained shall be construed as granting the recipient whether directly or indirectly or by implication, any license or right, under any copy right or intellectual property rights to use the information herein. This document may include reference data from third-party sources and Mirae Asset Global Investments has not conducted any audit, validation, or verification of such data. Mirae Asset Global Investments accepts no liability for any loss or damage of any kind resulting out of the unauthorized use of this document. Investment involves risk. Past performance figures are not indicative of future performance. Forward-looking statements are not guarantees of performance. The information presented is not intended to provide specific investment advice. Please carefully read through the offering documents and seek independent professional advice before you make any investment decision. Products, services, and information may not be available in your jurisdiction and may be offered by affiliates, subsidiaries, and/or distributors of Mirae Asset Global Investments as stipulated by local laws and regulations. Please consult with your professional adviser for further information on the availability of products and services within your jurisdiction.

United Kingdom: This document does not explain all the risks involved in investing in the Fund and therefore you should ensure that you read the Prospectus and the Key Investor Information Documents ("KIID") which contain further information including the applicable risk warnings. The taxation position affecting UK investors is outlined in the Prospectus. The Prospectus and KIID for the Fund are available free of charge from <http://investments.miraeasset.eu>, or from Mirae Asset Global Investments (UK) Ltd., 4th Floor, 4-6 Royal Exchange Buildings, London EC3V 3NL, United Kingdom, telephone +44 (0)20 7715 9900.

This document has been approved for issue in the United Kingdom by Mirae Asset Global Investments (UK) Ltd, a company incorporated in England & Wales with registered number 06044802, and having its registered office at 4th Floor, 4-6 Royal Exchange Buildings, London EC3V 3NL, United Kingdom. Mirae Asset Global Investments (UK) Ltd. is authorised and regulated by the Financial Conduct Authority with firm reference number 467535.

United States: An investor should consider the Fund's investment objectives, risks, charges and expenses carefully before investing. This and other important information about the investment company can be found in the Fund's prospectus. To obtain a prospectus, contact your financial advisor or call (888) 335-3417. Please read the prospectus carefully before investing.

India: Mutual Fund investments are subject to market risks, read all scheme related documents carefully.